

Sebel™



HEIGHT-ADJUSTABLE TABLES

Twist'n' Lock™

Add a splash of colour to your classroom

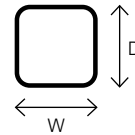
Create brilliant collaborative spaces using our cleverly designed pin-less leg table system.

Drawing from the same spirit of innovation, clever research and genuine science that gave us our start, we continue to look for ways to make our products better and smarter.

Our simple yet brilliant Twist'n'Lock™ pin-less leg design makes adjusting table heights a breeze, plus they are seriously engineered (like all our products) to be ultra-durable and long lasting.

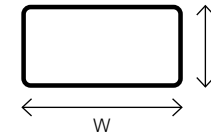
Tabletop available in standard laminates or writeable.

Available in Rigid Edge or Performance Edge.



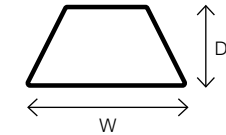
Twist'n'Lock™
Square Table

600mm(W) x 600mm(D)
Table Heights 520–760mm
Rigid Edge or Performance Edge™
NEW Single drawer option!



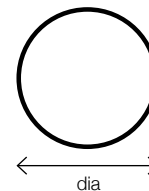
Twist'n'Lock™
Rectangle Table

1200mm(W) x 600mm(D)
Table Heights 520–760mm
Rigid Edge or Performance Edge™
NEW Double drawer option!



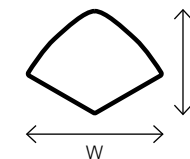
Twist'n'Lock™
Trapezoidal Table

1200mm(W) x 600mm(D)
Table Heights 520–760mm
Rigid Edge only



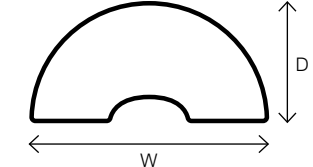

Twist'n'Lock™
Round Table

1050mm diameter
Table Heights 520–760mm
Rigid Edge only



Twist'n'Lock™
Stingray Table


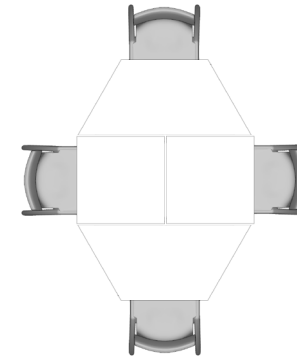


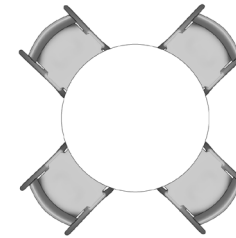
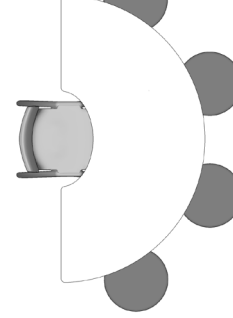
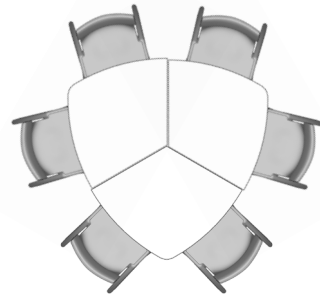
1020mm(W) x 775mm(D)
Table Heights 520–760mm
Rigid Edge only



Twist'n'Lock™
Semi Table

1800mm(W) x 900mm(D)
Table Heights 520–760mm
Rigid Edge only

Combine shapes to enhance your space



Twist'n'Lock™ table shapes are designed with flexibility and functionality in mind. Combine the different shapes for endless configurations that enhance the space in your classroom.

Mix colours to invite fun and vibrancy into your space and match with Postura Max® Chairs.

Performance Edge™ Tapered edging

Get the edge.

The Performance Edge™ tapered edging reduces pressure on students' forearms caused by leaning and writing, making them the most comfortable tables around. Highly durable, there will be no pulling the edges off these!



Writeable surfaces

Twist'n'Lock tables come with the option of writeable surfaces, perfect for collaborative learning, group discussion and teacher-led activities. With their easy to write on and wipe off surface, teachers and students love them.

Activate learning modes

Furniture is a simple tool that can be used to create flexible spaces that can quickly transition from small-group work, to teacher-led discussion, to individual focused learning in any given day.

Using a popular learning framework, we show how Twist'n'Lock tables can be used to facilitate the different modes in which learning occurs.

Learn more about different learning modes.

Learning modes

